



Photographs of the Test Configuration


Conducted Emission Test (SC Module with PCB Dipole antenna)





Conducted Emission Test (ST M.2, SDIO Module with PCB Dipole antenna)




Conducted Emission Test (ST M.2, PCIe Module with PCB Dipole antenna)





Radiated Emission Below 1GHz Test (SC Module)




Radiated Emission Below 1GHz Test (SC Module)





Radiated Emission Below 1GHz Test (ST M.2, SDIO Module)



Radiated Emission Below 1GHz Test (ST M.2, SDIO Module)





Radiated Emission Below 1GHz Test (ST M.2, PCIe Module)





Radiated Emission Below 1GHz Test (ST M.2, PCIe Module)





Radiated Emission Above 1GHz Test (SC Module)





Radiated Emission Above 1GHz Test (SC Module)



Radiated Emission Above 1GHz Test (ST M.2, PCIe Module)



Radiated Emission Above 1GHz Test (ST M.2, PCIe Module)



Contention Based Protocol (CBP)

